

lifeskills GO

Release Guide: Version 3.3.0
28th May, 2021


lifeskills GO

Our Vision:

Every child has access to an effective, measurable and affordable social, emotional and physical education.

Our Mission:

To globally empower educators to prioritise, support and measure the development of social, emotional and physical literacy for our next generation of leaders.



We are pleased to announce the release of **Life Skills GO** Version 3.3.0, which reflects our continuing commitment to meet the evolving needs of our Schools, Teachers and Students.

This release includes integration of new features which are in alignment to our commitment to supporting students and teachers. Additionally, some UI updates have been made to enhance the user experience.

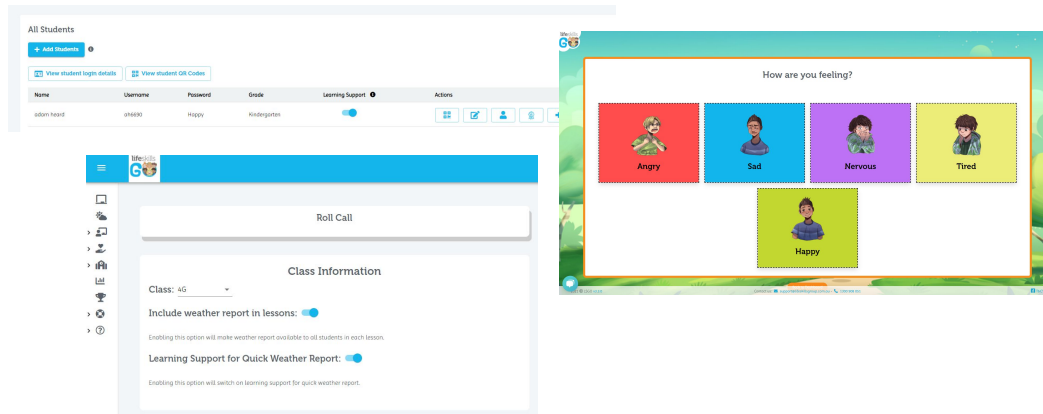
We strongly encourage your feedback so please always feel free to contact us at support@lifeskillsgroup.com.au with improvement suggestions or ideas.



Learning Support makes Life Skills GO lessons more accessible for students, enlarging audio buttons and quiz questions. The Weather Report is also changed to have simpler responses in a larger format for the ease of understanding and accessibility.

For Teachers

- Teachers can switch on Learning Support using the toggle for individual students from the Student Dashboard. For a student with Learning Support switched on, they'll receive the features of Learning Support mentioned above.
- Learning Support can also be switched on from Weather Dashboard for the Quick Weather Report and in-lesson Weather Report.

**Benefits****Ease of Use****Visibility****Accessibility**

Weather Report Comments

For Teachers

- To add more context to a student's response for a Weather Report, teachers can add comments for each response in the Class Weather Report History, on the Weather Dashboard.
- Teachers can also view and update existing comments, as well as add more comments for a response.
- Responses with existing comments have a "red" indicator on the "pen" icon.

The screenshot displays the 'Class Weather Report History' interface. At the top, there are controls for 'Class: 4C', 'Include weather report in lessons', and 'Select Dates' (24/05/2021 to 31/05/2021). Below this is a 'Download report for:' section with a 'Whole Class' dropdown and a 'Support' button. The main area is a table titled 'Class Weather Report History' with columns for dates from 24 May to 31 May. The table lists students: Adam Thompson, Alice Laine, Adam Howard, and Simon. Each student's row shows their response for each date, with icons indicating the type of response (e.g., Angry, Grateful, Energized, Loved). A red 'pen' icon next to Adam Thompson's response on 24 May indicates a comment exists. A modal window titled 'Comments for Adam Thompson - Response Angry' is open, showing the existing comment: 'Adam's response to the weather report was reflective of his actions this morning.' and a new comment input field: 'Adam indicated that he got into a fight with his friends which made him angry.' The modal has 'Cancel' and 'Update' buttons.

Benefits



Ease of Use



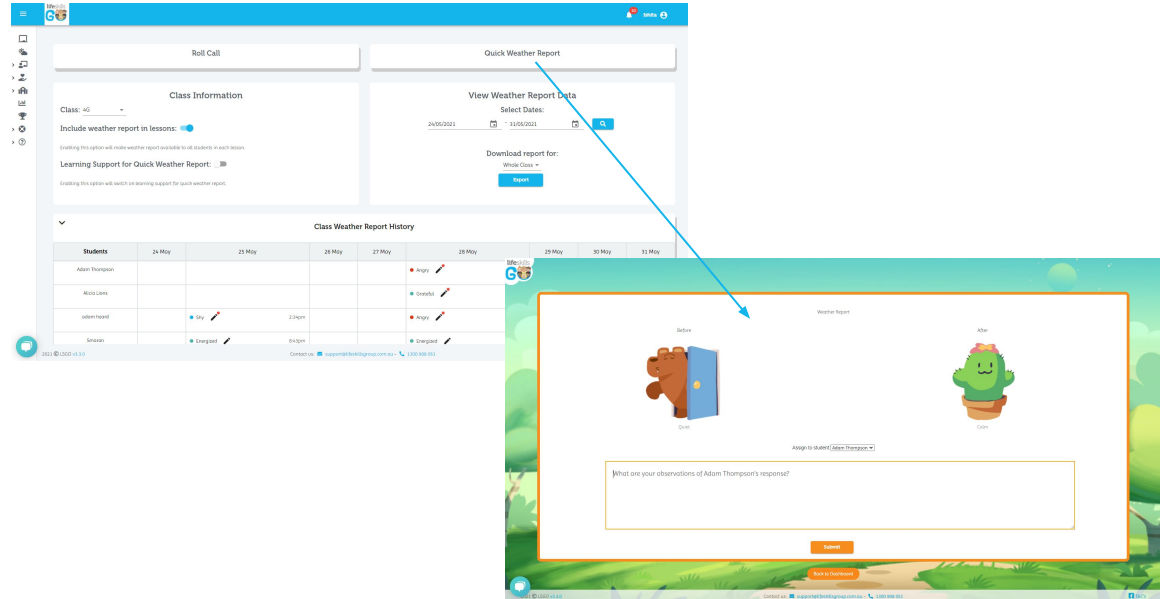
Visibility



Support

For Teachers

- After assigning a Quick Weather Report to a specific student, teachers can now add additional comments to provide context behind the weather check in.



Benefits



Ease of Use



Visibility



Support

For Teachers and Students

- To support schools with low latency internet connections, a notification has been added which will pop up to alert the user to manually click the “play” button on the video player.



Benefits



Ease of Use



Visibility



Support

We look forward to continuing the journey with you, in providing all children with the essential social and emotional skills and mental wellbeing to thrive in life.

Questions?

Contact us at support@lifeskillsgroup.com.au

