

lifeskills GO

Release Guide: Version 3.0

lifeskillsGO

Our Vision:

Every child has access to an effective, measurable and affordable social, emotional and physical education.

Our Mission:

To globally empower educators to prioritise, support and measure the development of social, emotional and physical literacy for our next generation of leaders.



In these challenging and uncertain times, the Teachers, staff and school executives in our community have amazed us, with pivoting the entire teaching and learning experience for students rapidly with dedication and calm.

It is to all the Teachers that we express gratitude:

- For your Courage and Creativity
- For being inspirational role models for our children
- For your kindness and caring
- For your understanding and patience
- For your presence



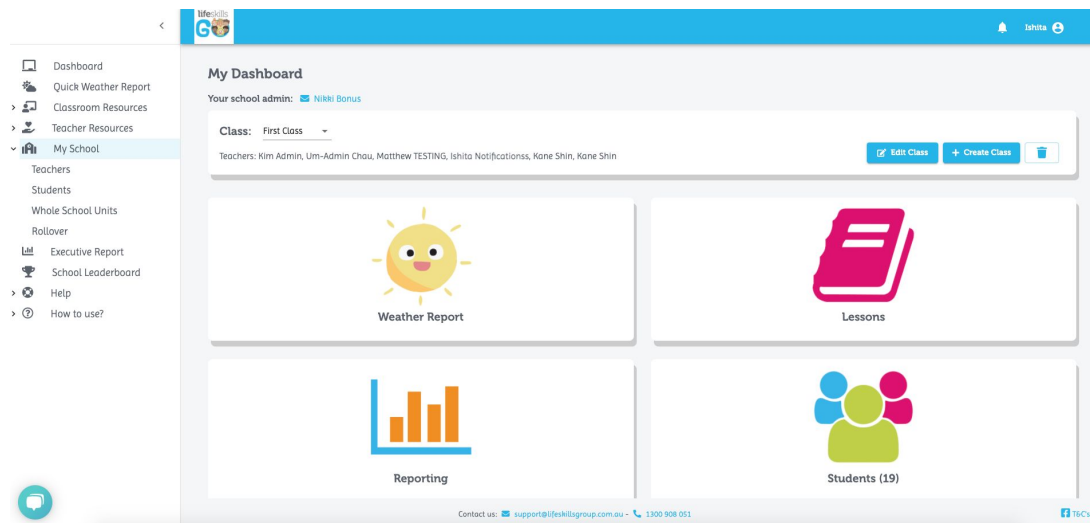
We are pleased to announce the release of Version 3.0 **Life Skills GO**, which reflects our continuing commitment to meet the evolving needs of our Schools, Teachers and Children.

This release includes significant architectural changes which may not be immediately obvious but are designed to ensure optimal performance, support our scaling usage and enhance the user experience.

We strongly encourage your feedback so please always feel free to contact us at support@lifeskillsgroup.com.au with improvement suggestions or ideas.



Life Skills GO now has a new 'My School' section within the left hand navigation. Here, School Admins can manage their teachers, students and whole school units more efficiently, as well as set up their school for 2021 with the Rollover feature.

**Benefits**

Ease of Use



Visibility



Effort



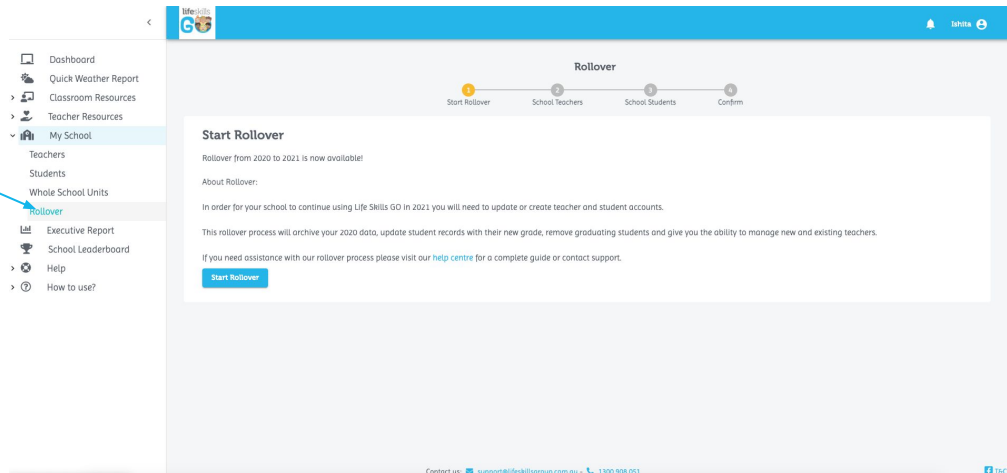
Frustration

For School Admins

Navigate to the Rollover section, and check out the instructions to start rolling over your set up for 2021.

Here's our Help Center article to assist you through the process:

<https://help.lifeskillsgroup.com.au/how-do-i-rollover-my-school-into-the-new-year>



Benefits



Ease of Use



Time



Effort

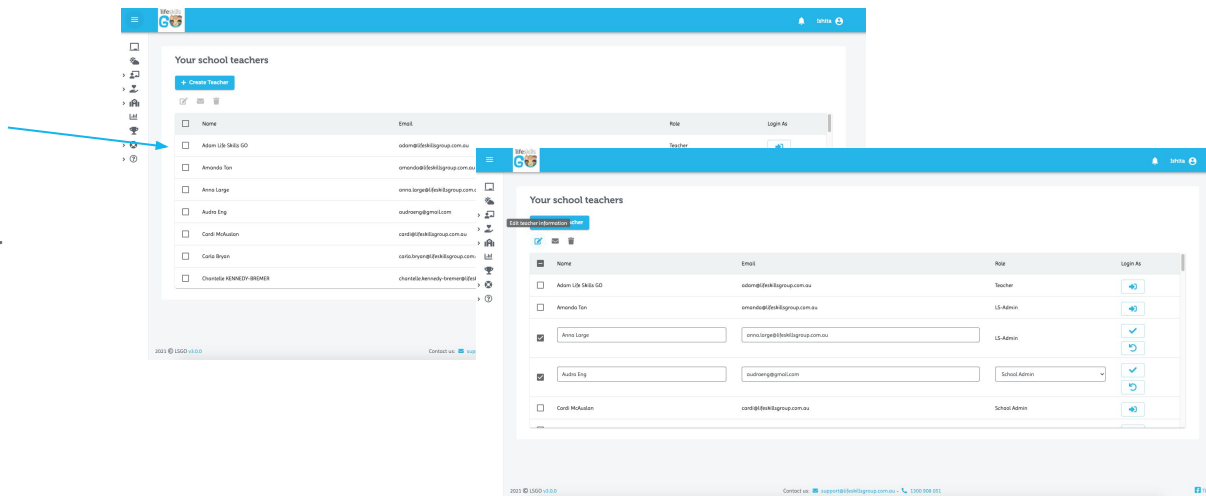


Frustration

For School Admins

You can now select one or more teachers to edit their details, resend their invite(s) to join the platform or delete their accounts.

You can still login as any of the teachers from your school and view their account.



Benefits



Ease of Use



Visibility



Effort



Frustration

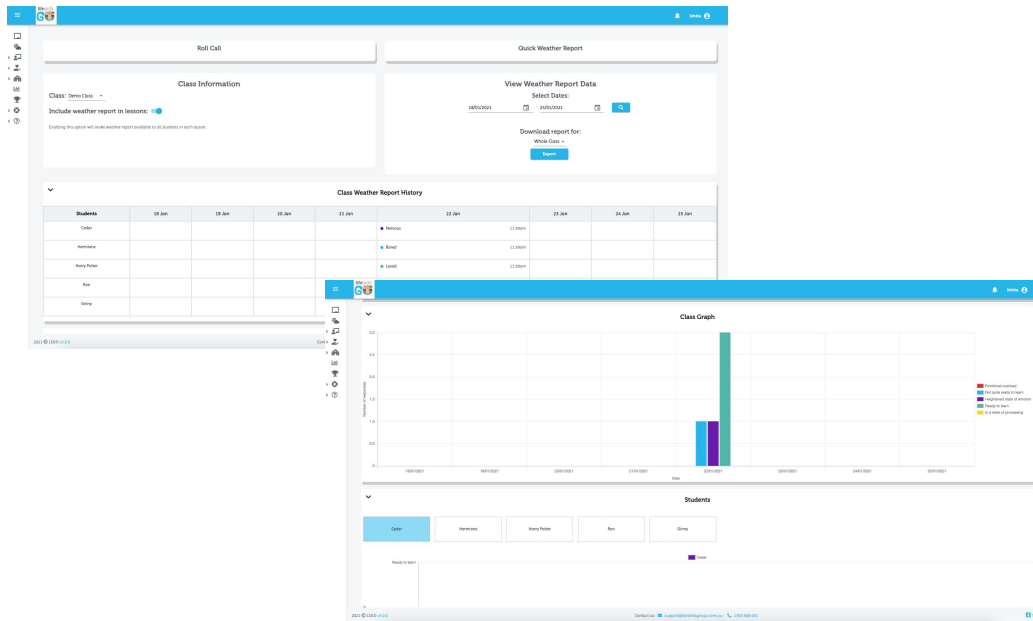
Weather Report Dashboard

For Teachers:

The Weather Report dashboard has had an upgrade!

- Class Graph gives you an overview of the wellbeing of students in your class with the colors representing our five emotional response categories.
- Individual student graph gives a comparative assessment of each student's wellbeing over time.

You can track and assess the emotional wellbeing of your students with new reporting features!



Benefits



Ease of Use



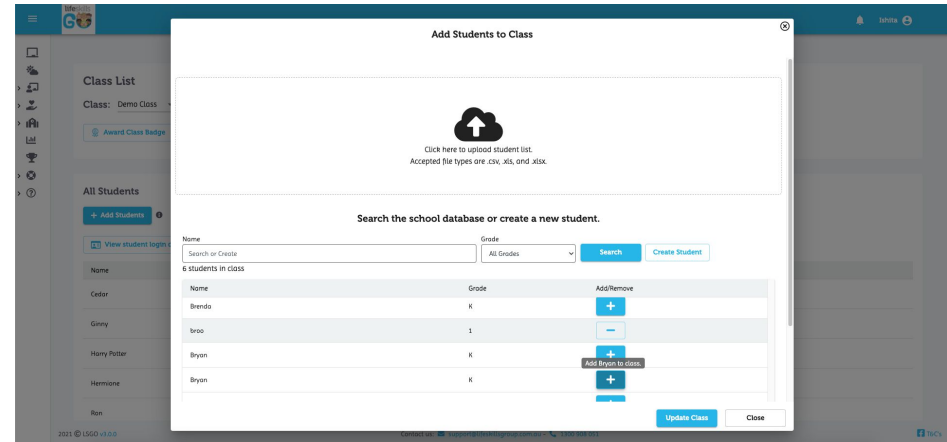
Visibility



Access

For Teachers

- We have made improvements to the interface for adding school students to your class.
- You can now drag and drop .csv, .xls or .xlsx files to the modal to create new student accounts in your school.
- You can add students to your class from school list by clicking '+' button and remove them from your class by clicking '-' button next to their names.



Benefits



Ease of Use



Visibility



Effort



Time

We look forward to continuing the journey with you, in providing our children with the essential social and emotional skills and mental wellbeing to thrive in life.

Questions?

Contact us at support@lifeskillsgroup.com.au

